

IROKO
Theatre Company

FAMILY EDUTAINMENT

PROJECT 2009 - 2013

(Part of BIG Lottery's Family Learning Programme)

(Storytelling, Music, Dance, Tie & Dye & Clay Modelling)



Progressive Learning Resource Pack

020 8522 1950

info@irokothatre.org.uk

www.irokothatre.org.uk.

www.youtube.com/irokotree1



IROKO Family Edutainment Project

(Progressive Learning Resource Pack)

CONTENT

1. Why The Name, IROKO
2. About IROKO Theatre Company & IROKO Family Edutainment Project (IFEP)
3. Oral Storytelling Performance
4. Some Elements of Storytelling
5. The Kingdom of Benin Rule of The Thumb in Clay Modelling
6. African Textile Arts (Historical Background)
7. African Textiles (Tie & Dye Techniques)
8. Some Tie & Dye Folding Techniques
9. African Drums & Percussions
10. Some Useful Websites
11. Some Useful Books
12. IFEP Family Fun Quiz
13. IFEP Family Fun Quiz Answers
14. Clay Modelling Word Search
15. Clay Modelling Word Search Answers (1)
16. Clay Modelling Word Search Answers (2)
17. Clay Modelling Word Search List
18. Storytelling Word Search
19. Storytelling Word Search Answers (1)
20. Storytelling Word Search Answers (2)
21. Storytelling Word Search List
22. Tie & Dye Word Search
23. Tie & Dye Word Search Answers (1)
24. Tie & Dye Word Search Answers (2)
25. Tie & Dye Word Search List
26. "Fantah & The Seven-Headed Monster" Colouring Sheet 1
27. "Fantah & The Seven-Headed Monster" Colouring Sheet 2
28. "Fantah & The Seven-Headed Monster" Colouring Sheet 3

Why IROKO

IROKO Theatre Company was born in September 1996. In sub-Saharan Africa, when a child is born, some factors determine the name the child is given. Some of the factors could be circumstances surrounding the birth of the child e.g. family history, marital history, events within and/or outside the family, etc.

There is a saying that “The iroko tree never dies!” The roots of the iroko tree go deep into the soil of Africa. It stands tall and strong against the African sky. Our sculpture, our architecture, our masks and our drums come from this tree and are permeated by its spirit. Through the iroko tree, our culture is rooted in the soil of our land and from these roots it derives its strength.

IROKO Theatre Company was formed primarily to nurture and uphold the African culture, which we believe, just like the iroko tree, will never never die!

www.irokotheatre.org.uk
www.youtube.com/irokotree1
info@irokotheatre.org.uk
Tel. + (020) 8522 1950

About IROKO Theatre Company & IROKO Family Edutainment Project (IFEP)

IROKO Theatre Company, winner of The Guardian Charity Award for its 'innovative approach to education' was formed in 1996 by Alex Oma-Pius FRSA. The company advances the education of members of the public who are deprived and under-privileged as a result of their socio-economic backgrounds, geographical location, physical and/or mental disabilities in the arts and in particular but not exclusively in African arts. The Company uses traditional African theatre art forms incorporating oral storytelling, drama, music, dance, masquerade and visual arts to raise awareness and preserve knowledge of African arts, culture and history. IROKO takes its work to those areas in the wider community where such cultural art forms would normally not be seen.

In 2009, Alex conceived and designed IROKO Family Edutainment Project (IFEP). The project is a programme of participatory workshops in the London Boroughs of Barking & Dagenham and Redbridge to enable families to experience high quality learning in a fun and stimulating environment. The project aims to enhance family relationships, support family life, increase communication skills, bridge intergenerational divides and provide participants and organisations with valuable opportunities to gain transferable skills. The range of activities and support provided through the programme will include:

- o Bare hand clay modelling techniques of the Ancient Kingdom of Benin.
- o Mask making
- o Tie and Dye
- o Storytelling - traditional and non traditional
- o Drama
- o Music & Dance

We hope you have fun taking part in this project together as a family. If you have any queries regarding IFEP or want to find out about our other activities, please feel free to contact us:

020 8522 1950
info@irokotheatre.org.uk
www.irokotheatre.org.uk
www.youtube.com/irokotree1

IROKO Family Edutainment Project

Oral Storytelling Performance

*A storytelling session by
Alex Oma-Pius FRSA*

Oral storytelling is an element of traditional African theatre. Seen as a performance art, it involves using most of the elements and techniques of African theatre. (See separate sheet).



There are different categories of traditional African fables, myths and legends. There are the “That-is-Why” stories that tell us for instance, why the leopard has spots; why the zebra has stripes or why the monkey has a tail, etc.! There are also the “Problem Solving or Riddles” stories that are meant to test our mental agility and general knowledge of our heritage and natural world. The common trickster characters are the Monkey, the Rabbit, the Leopard, the Tortoise, the Hare, the Fox and the famous Ghanaian trickster, Ananse, the Spider, spelt differently like (Anansi, Anancey, Ananse, etc.).

The fundamental principle of a good traditional African tale is that it should informally educate and entertain – “Edutainment” using drama, songs, music, dance, etc. Through these stories, knowledge and wisdom are passed down and a community’s world view, norms and values are shaped. For example, acceptable do’s and don’ts; the come-uppances for greed, treachery, unnecessary curiosity and also, the rewards for hard work and good behaviour, etc.

The fundamental principle of a good traditional African tale is that it should informally educate and entertain – “Edutainment” using drama, songs, music, dance, etc. Through these stories, knowledge and wisdom are passed down and a community’s world view, norms and values are shaped.

For example, acceptable do's and don'ts; the come-uppances for greed, treachery, unnecessary curiosity and also, the rewards for hard work and good behaviour, etc.

The values and themes which most of the stories espouse are not particularly unique to the continent but what is unique is the natural, supernatural and magical world from which the stories emanate. In African fables, spirits, animals, objects, plants and trees can have human features and characteristics - they can talk, walk, dance and sing!

What is also unique to African stories is their ability to weave suspense and spring heartbreaking surprises, magic and at times, unbelievable endings. These help to fire the listeners' imagination so much so that they have lots and lots of ideas about how a story might end, and as the story unfolds, listeners are constantly compelled to change their imagined plots and endings!

Endings of some African tales might be considered distasteful to the Western mind. But that is Africa, a continent where, good deeds and hard work traditionally were handsomely rewarded and disloyalty and dishonesty, fiercely punished. Through historical experiences and the ingrained belief in the supernatural, it is still some African peoples' opinion that the human being is helpless when faced with the antics and surprises of Mother Nature! That is why, in the mythical story of Olurunbi, like the sacrificial lamb, a mother offered her one and only begotten child for sacrifice in order to honour her promise to the gods and protect her community from doom!

The use of poetic languages and imageries, beautifully coined from the natural world of Africa, together with the tonal and musical nature of most African languages has also helped to make African stories and writing authentic.

In traditional African village settings, stories are the Ninetendos and Play Stations that occupy the times for the development of the creative and imaginative mind of the African child. They are what turn the child from a couch potato to a living soul filled with bewildering imagination, spirituality and moral rectitude.

IROKO Family Edutainment Project

Some Elements of Storytelling

Drama	Characters
Acting	Speech
Voice	Narration
Music	Dance
Songs	Chants
Rhythm	Movements
Sound effects	Chorus
Props	Costume
Audience Interaction	Improvisation
Mime	Imagination
Expressions	Emotions
Rituals	Magic
Sacrifices	Ceremonies
Space	Time

IROKO Family Edutainment Project

The Kingdom of Benin Rule of The Thumb

in

Clay Modelling

1. The length of your thumb is from the tip of the thumb up to the second joint.
2. The length of your thumb is exactly the length of your lips – corner to corner.
3. The length of your thumb is exactly the length of your nose.
4. The length of your thumb is exactly the length of your eye brow.
5. The distance between your two eyes is the thickness of your thumb.
6. The distance between the corner of your eyes to your ear, is the length of your thumb.

IROKO Family Edutainment Project

AFRICAN TEXTILE ARTS

Historical Background

Africa has a long history of fabric design and production dating back to the early days of beating and weaving fibre, bark and grass such as raffia and hemp to weaving of cotton. Extensive work has been done in the production of dyed textiles particularly in West Africa. There are two main methods today known as Tie and Dye and Batik painting.

Before the availability of imported factory made dyes, locally produced vegetable dyes were used to give colour to raffia and cotton cloth, as well as in the tanning of leather and also in the preparation of cosmetics. Red, Yellow and Black dyes were extracted from the roots, stems, bark, leaves, flowers and fruits of many different plants.

In West Africa, Red dyes were obtained from a variety of guinea corn (sorghum), known in the Hausa language as 'dawa' and Yoruba as 'oka'. Also from the powdered dried leaves of henna, the bark and roots of the African rosewood. Yellow dyes came from the bark of the shingle-wood tree and the rhizome of turmeric. The best known and most widely used vegetable dye was Indigo (Blue), from the tall bushy plants known as indigofera. This famous dye is believed to have been discovered and first used in India some four thousand years ago.

The whole process of Tie and Dye techniques has been simplified to engage teachers, parents and children as a fun activity.

A range of complex designs and patterns can be achieved in the making of Tie and Dye. For example, Zig-Zag lines might suggest lightening, snakes, water, fire or the mane of horses, antelopes, etc. A circled dot often refers to the sun as a source of great vitality. The symbolic use of patterns is widespread in Africa. Design motifs have been long developed in Africa, each design with intrinsic value and meaning e.g. the Ghana 'kente', Yoruba 'adire', batik painting in Kenya & South Africa.

www.irokotheatre.org.uk
www.youtube.com/irokotree1



AFRICAN TEXTILES (Tie & Die Techniques)

Requirements:

- 3 medium size bowls (one for yellow, one for red and one for blue dye)
- Access to hot water or an electric kettle
- Fabric (preferably white cotton) cut to size - 15" square per child
- String - cut to 10" in length per child
- Gloves
- 3 Party cups (a cup for each colour dye)
- 3 teaspoons (a teaspoon for each colour dye)
- Common / table salt
- Dyes (primary colours) - yellow, red and blue
- Chemicals - Urea and Soda ash

Preparation:



Bowl 'A' Yellow



Bowl 'B' Red



Bowl 'C' Blue

- Steps:**
1. 3 teaspoon full of common salt into each bowl
 2. 1 teaspoon full (5 grams) of Urea into each bowl
 3. 1 teaspoon full (5 grams) of Soda Ash into each bowl
 4. 1 teaspoon full (5 grams) of Dye into each bowl (for yellow, red and blue dyes)
 5. 5 party cup full of hot water into each bowl to dissolve and mix the salt, dye and chemicals

THE DYE MIXTURE IS NOW READY FOR EACH COLOUR

- Steps:**
6. Fold fabric to the desired patterns and tie with a string.
 7. Dip fabric into dyes for the desired effects - making sure the colours overlap.

Finishing:

- Steps:**
8. Hang the dyed fabric to dry
 9. Steam iron to fix the dyes.

IROKO is a Registered Charity Number: 1063604

1 Mark Street, Stratford, London E15 4GY

Phone: **020 8522 1950** • Mobile: **07802 346 022**

E-Mail: **info@irokothatre.org.uk** • Website: **www.irokothatre.org.uk**

© Heritage Ceramic

IROKO Family Edutainment Project


Some Tie & Dye Folding Techniques

To achieve the patterns on the pictures below, please follow the step by step guide under each picture.

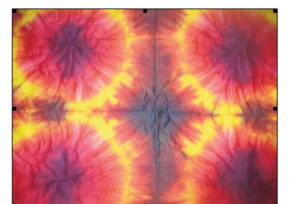
-
- Pick up a 15" square fabric.
 - Point to the centre of the fabric, pinch and lift up.
 - Fold the fabric in half and tie at the middle to achieve symmetrical patterns.



-
- Pick up a 15" square fabric and fold in half into a rectangle.
 - Fold in half again into a square – (you now have 4 corners), 3 loose corners and one dead end.
 - Fold the fabric into a fan pattern (forward & backward) from any corner to the opposite. From the dead end, you will achieve an X-pattern and from the loose corners, you will achieve the diamond pattern (as shown above).



-
- Pick up a 15" square fabric.
 - Fold in half into a rectangle and half again into a square.
 - Fold into a triangle.
 - Fold and tie at the middle of fabric.




To achieve symmetrical patterns, always tie the fabric at the middle.

© IROKO TC 2010

www.irokotheatre.org.uk
www.youtube.com/irokotree1



African Drums & Percussion



IROKO Family Edutainment Project

Useful Websites

Websites:

<http://www.africanfabric.co.uk/More-Info-Pages/Musa-More.htm>

<http://www.africanfabric.co.uk>

<http://www.africandesigns.co.za/index.php?act=gallery>

<http://www.primaryresources.co.uk/music/music.htm>

<http://www.bbc.co.uk/schools/wordsandpictures/index.shtml>

http://www.bbc.co.uk/schools/websites/4_11/site/music.shtml

<http://www.childrenandarts.org.uk/>

www.gateway-africa.com

<http://dupsies.com>

<http://www.britishmuseum.org>

www.horniman.ac.uk

www.octobergallery.co.uk

<http://www.scissorcraft.com/masks.htm>

www.Zyama.com

www.DesignAfrica.com

www.Youtube.com

IROKO Family Edutainment Project

Some useful books:

1. Alex Oma-Pius: "Sho-Sho & The Villagers"
2. D. O. Fagunwa/Wole Soyinka: "The Forest of a Thousand Daemons"
3. Ulli Beier: "The Origin of Life & Death"
4. Birago Diop: "Tales of Amadou Koumba"
5. Athol Fugard: "Selected Plays"
6. Kathleen Arnott: "Tales from Africa"
7. Wole Soyinka: "Theatre in traditional African Cultures: Survival Patters"
8. Wole Soyinka: Myth, Literature and the African World
9. Michael Etherton: "The Development of African Drama"
10. Fuchs, Anne, New theatre in Francophone and Anglophone Africa

© Alex Oma-Pius 2010

IROKO Family Edutainment Project

Family Fun Quiz

Please tick or circle the correct answer(s). For question 10 and 11 write the answers in the space provided.

1. What are the key things you need to make a piece of Tie and Dye?
(a) Cloth (b) Dye (c) Rope (d) Water
(e) Clay (f) Rice

2. Which three colours are referred to as 'Primary colours'?

●
Red

●
Pink

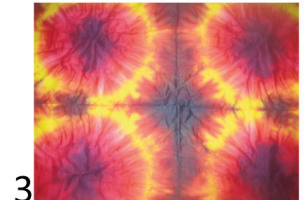

●
Black

●
Blue

●
Green

●
Yellow

3. Why do you need salt in the mixing of dyes?
(a) To make it taste nice (b) To make the dyes stick on the cloth
(c) To stop the cloth from tearing
4. What is a piece of fabric?
(a) A cooking pot (b) Cloth (c) Dye
5. How would you fold a fabric to achieve the patterns on the following pictures?



6. In what order must you dip your fabric in dyes?
(a) Red, Yellow (b) Red, Blue (c) Yellow, Blue, Red
7. Why do you need to steam iron the fabric on completion?
(a) To fix the dyes (b) To dry the fabric (c) To make it shine

8. Why do we use warm or hot water to mix the dyes and chemicals?
(a) Makes the weather cool down (b) So we can have a nice drink?
(c) To help the chemicals dissolve quicker

9. Before chemical dyes were available where did dyes come from?
(a) River (b) Chips (c) Leaves (d) Roots

10. List some of the safety measures to have in place before doing Tie and Dye or Clay Modelling

.....
.....
.....
.....
.....

11. What other considerations must be in place to do Tie and Dye or Clay Modelling.

.....
.....
.....
.....
.....

12. In Storytelling, you need the following elements to bring a story alive
(a) Water (b) Voice (c) Clay (d) Expressions

13. In traditional African stories, what is Ananse?
(a) A German (b) The Monkey (c) A piece of fabric (d) The Spider

14. In storytelling, what is Call-and-Response?
(a) Gestures (b) A Drum (c) Mime (d) When one person speaks and is repeated by another character/s

15. The use of 'Repetition' is commonly found in traditional African
(a) Football (b) Clay Modelling (c) Storytelling (d) Cooking
16. Ananse, The Spider is a West African.....
(a) Drum (b) Monkey (c) Rope (d) Trickster character
17. Where do you get clay from?
(a) Tree (b) Sky (c) Grass (d) Ground
18. Under the Rule of Thumb in Clay Modelling, the length of your thumb is from the tip of the thumb up to
(a) your ankle (b) the second joint of your thumb (c) your knee
19. Under the Rule of Thumb in Clay Modelling, the length of your thumb is exactly the length of your
(a) Tongue (b) Hair (c) Nose (d) Leg (d) belly button
20. What is Cross-rhythm?
(a) Different clay mixed together (b) Different rhythms played at the same time (c) A musical instrument (d) A joined drum stick
21. Please name the musical instruments below in the order of the pictures.
(a) Djembe, Agogo, Conga (b) Agogo, Sekere, Bongo
(c) Djembe, Sekere, Agogo



Thank you for trying this out. Hope you had fun with it together as a Family. If you have any queries regarding the above, or want to find out about our other activities, please feel free to contact us:

8. Why do we use warm or hot water to mix the dyes and chemicals?
(c) To help the chemicals dissolve quicker

9. Before chemical dyes were available where did dyes come from?
(c) Leaves (d) Roots

10. List some of the safety measures to have in place before doing Tie and Dye or Clay Modelling.
 - Have gloves to avoid allergic reaction to your hands and to stop the dye staining your hands.
 - Wear aprons so you do not have stain on your clothes.
 - Cover all tables and floors to avoid stains.

11. What other considerations must be in place to do Tie and Dye or Clay Modelling.
 - Ensure that younger children are supervised at all times during the activity.
 - Keep dangerous things like scissors, pins, etc, away from children

12. In Storytelling, you need the following elements to bring a story alive
(b) Voice (d) Expressions

13. In traditional African stories, what is Ananse?
(d) The Spider

14. In storytelling, what is Call-and-Response?
(d) When one person speaks and is repeated by another character/s

15. The use of 'Repetition' is commonly found in traditional African
c) Storytelling

IROKO Family Edutainment Project

Family Fun Quiz Answers

1. What are the key things you need to make a piece of Tie and Dye?
(a) Cloth (b) Dye (c) Rope (d) Water (e) Clay


2. Which three colours are referred to as 'Primary colours'?

Yellow Blue Red

3. Why do you need salt in the mixing of dyes?
(b) To make the dyes stick on the cloth

4. What is a piece of fabric?
(b) Cloth

5. How would you fold a fabric to achieve the patterns on the following pictures? Please see answers on the attached folding technique page



6. In what order must you dip your fabric in dyes?
(c) Yellow, Blue, Red

7. Why do you need to steam iron the fabric on completion?
(a) To fix the dyes

16. Ananse, The Spider is a West African
(d) Trickster character
17. Where do you get clay from?
(d) Ground
18. Under the Rule of Thumb in Clay Modelling, the length of your thumb is from the tip of the thumb up to
(b) the second joint of your thumb
19. Under the Rule of Thumb in Clay Modelling, the length of your thumb is exactly the length of your
(c) Nose
20. What is Cross-rhythm?
(b) Different rhythms played at the same time
21. Please name the musical instruments below in the order of the pictures.
(c) Djembe, Sekere, Agogo



Thank you for trying this out. Hope you had fun with it together as a Family. If you have any queries regarding the above, or want to find out about our other activities, please feel free to contact us:

IROKO Family Edutainment Project

Word Search (Clay Modelling)

There are 19 words and 5 terms in the table below. Can you spot them?

E	A	R	T	H	L	L	P	K	K	O	O	X	X	A	Q	V	X	W	T	Y
Z	C	V	N	T	K	L	O	Y	B	Q	V	X	P	L	H	F	Q	B	Y	P
L	J	Y	Y	F	Z	V	T	Q	C	B	M	B	K	I	O	P	V	C	S	M
V	Z	F	Y	Y	J	L	T	V	Y	T	R	M	B	X	P	A	B	X	C	H
X	N	V	P	O	Q	B	E	N	C	L	A	Y	J	K	R	Q	M	Q	U	B
Z	C	N	Q	P	C	V	R	N	M	L	R	J	L	S	Y	M	B	O	L	S
O	S	V	R	J	V	M	Y	M	D	B	G	J	K	L	M	N	B	V	P	X
G	F	D	S	A	D	R	Y	I	N	G	E	V	Y	U	U	I	I	O	T	M
P	O	I	U	Y	T	R	E	Q	X	U	B	M	Y	Z	Y	O	P	X	U	Q
J	E	W	E	L	L	E	R	Y	B	Z	I	R	M	B	W	A	T	E	R	Q
M	J	U	V	E	I	P	X	Z	P	U	B	V	C	U	C	P	Q	T	E	M
K	B	C	Y	Z	N	P	G	S	O	I	L	V	M	B	G	O	P	M	N	Q
Z	X	H	U	M	C	O	I	L	F	O	R	C	O	I	L	Q	R	Y	T	A
B	T	M	C	J	J	C	E	E	O	Q	A	K	P	U	W	U	N	O	B	P
P	A	T	T	E	R	N	S	U	B	O	W	X	B	N	M	T	P	N	U	Q
B	L	U	Q	X	Z	F	Y	W	O	B	Z	H	Q	M	V	V	X	Y	S	B
T	H	E	K	I	N	G	D	O	M	O	F	B	E	N	I	N	V	C	T	W
X	Z	Q	E	T	E	E	C	O	R	A	T	I	O	N	C	V	U	Z	I	V
C	C	V	R	T	Q	B	M	C	X	U	P	Q	Z	B	D	R	Y	I	N	G
B	W	V	N	S	N	O	R	P	A	N	X	N	Q	U	X	M	Q	Y	O	V
A	Q	A	Z	S	W	X	D	E	A	V	F	R	B	G	T	Y	H	G	Z	X
M	J	J	Y	V	F	R	H	Y	T	I	V	F	R	C	X	W	Y	G	C	V
V	Y	A	L	C	L	A	R	U	T	A	N	Z	D	W	V	V	V	G	A	Q
M	J	Y	T	B	B	G	T	V	F	R	S	T	A	T	U	E	T	T	E	C
X	Z	R	U	L	E	O	F	T	H	E	T	H	U	M	B	O	X	G	E	G
Z	V	N	M	M	O	T	I	F	S	Z	V	W	J	Q	K	Z	V	G	R	Y
Z	X	C	V	A	N	M	L	L	O	U	E	X	B	O	P	O	U	T	F	M
X	S	G	T	S	B	C	X	M	O	Q	X	S	R	R	N	M	V	P	X	B
X	M	P	B	K	P	N	P	I	X	B	U	I	T	D	Q	P	V	Z	L	P
S	E	L	F	H	A	R	D	E	N	I	N	G	C	L	A	Y	O	O	Q	X

© Alex Oma-Pius 2010

IROKO Family Edutainment Project

Word Search Answers (1)

(Clay Modelling)

There are 19 words and 5 terms in the table below.

E	A	R	T	H			P																	
							O																	
							T												S					
							T												C					
							E		C	L	A	Y							U					
							R							S	Y	M	B	O	L	S				
							Y													P				
									D	R	Y	I	N	G						T				
																				U				
J	E	W	E	L	L	E	R	Y								W	A	T	E	R	E			
																					E			
									S	O	I	L												
									C	O	I	L	F	O	R	C	O	I	L					
																						B		
P	A	T	T	E	R	N	S															U		
																						S		
T	H	E	K	I	N	G	D	O	M	O	F	B	E	N	I	N						T		
									D	E	C	O	R	A	T	I	O	N						
S	E	L	F	H	A	R	D	E	N	I	N	G	C	L	A	Y								

© Alex Oma-Pius 2010

IROKO Family Edutainment Project

Word Search Answers (2) (Clay Modelling)

There are 19 words and 5 terms in the table below.

E	A	R	T	H	L	L	P	K	K	O	O	X	X	A	Q	V	X	W	T	Y
Z	C	V	N	T	K	L	O	Y	B	Q	V	X	P	L	H	F	Q	B	Y	P
L	J	Y	Y	F	Z	V	T	Q	C	B	M	B	K	I	O	P	V	C	S	M
V	Z	F	Y	Y	J	L	T	V	Y	T	R	M	B	X	P	A	B	X	C	H
X	N	V	P	O	Q	B	E	N	C	L	A	Y	J	K	R	Q	M	Q	U	B
Z	C	N	Q	P	C	V	R	N	M	L	R	J	L	S	Y	M	B	O	L	S
O	S	V	R	J	V	M	Y	M	D	B	G	J	K	L	M	N	B	V	P	X
G	F	D	S	A	D	R	Y	I	N	G	E	V	Y	U	U	I	I	O	T	M
P	O	I	U	Y	T	R	E	Q	X	U	B	M	Y	Z	Y	O	P	X	U	Q
J	E	W	E	L	L	E	R	Y	B	Z	I	R	M	B	W	A	T	E	R	Q
M	J	U	V	E	I	P	X	Z	P	U	B	V	C	U	C	P	Q	T	E	M
K	B	C	Y	Z	N	P	G	S	O	I	L	V	M	B	G	O	P	M	N	Q
Z	X	H	U	M	C	O	I	L	F	O	R	C	O	I	L	Q	R	Y	T	A
B	T	M	C	J	J	C	E	E	O	Q	A	K	P	U	W	U	N	O	B	P
P	A	T	T	E	R	N	S	U	B	O	W	X	B	N	M	T	P	N	U	Q
B	L	U	Q	X	Z	F	Y	W	O	B	Z	H	Q	M	V	V	X	Y	S	B
T	H	E	K	I	N	G	D	O	M	O	F	B	E	N	I	N	V	C	T	W
X	Z	Q	E	T	D	E	C	O	R	A	T	I	O	N	C	V	U	Z	I	V
C	C	V	R	T	Q	B	M	C	X	U	P	Q	Z	B	D	R	Y	I	N	G
B	W	V	N	S	N	O	R	P	A	N	X	N	Q	U	X	M	Q	Y	O	V
A	Q	A	Z	S	W	X	D	E	A	V	F	R	B	G	T	Y	H	G	Z	X
M	J	J	Y	V	F	R	H	Y	T	I	V	F	R	C	X	W	Y	G	C	V
V	Y	A	L	C	L	A	R	U	T	A	N	Z	D	W	V	V	V	G	A	Q
M	J	Y	T	B	B	G	T	V	F	R	S	T	A	T	U	E	T	T	E	C
X	Z	R	U	L	E	O	F	T	H	E	T	H	U	M	B	O	X	G	E	G
Z	V	N	M	M	O	T	I	F	S	Z	V	W	J	Q	K	Z	V	G	R	Y
Z	X	C	V	A	N	M	L	L	O	U	E	X	B	O	P	O	U	T	F	M
X	S	G	T	S	B	C	X	M	O	Q	X	S	R	R	N	M	V	P	X	B
X	M	P	B	K	P	N	P	I	X	B	U	I	T	D	Q	P	V	Z	L	P
S	E	L	F	H	A	R	D	E	N	I	N	G	C	L	A	Y	O	O	Q	X

© Alex Oma-Pius 2010

IROKO Family Edutainment Project

Word Search List (Clay Modelling)

Clay	Soil
Earth	Paint
Pottery	Mask
Jewellery	Statuette
Sculpture	IROKO
Bust	Coil-for-Coil
The Kingdom of Benin	Natural Clay
Self-hardening clay	Rule of the thumb
Drying	Decoration
Water	Aprons
Symbols	Motifs
Patterns	Drying

IROKO Family Edutainment Project

Word Search (Storytelling)

There are 25 words and 3 terms in the table below.
Can you spot them?

S	O	N	G	A	R	H	Y	T	H	M	J	C	G	T	H	E	A	T	R	E
N	H	T	E	U	O	X	B	Q	I	R	O	K	O	L	M	N	B	V	D	D
D	X	C	E	V	C	H	A	R	A	C	T	E	R	S	Q	W	V	R	X	V
B	N	G	U	I	K	L	L	Q	V	G	E	S	T	U	R	E	S	X	E	B
Z	E	B	E	X	M	Q	B	B	N	A	B	H	G	F	D	S	A	A	V	E
D	A	N	C	E	X	D	D	I	M	D	T	Y	U	B	Z	M	U	S	I	C
Q	W	E	R	T	D	Y	T	Z	X	C	F	A	B	L	E	M	N	B	V	A
Y	U	I	O	P	A	C	Z	X	X	X	T	Q	T	I	W	P	H	R	V	O
G	F	A	C	I	A	L	E	X	P	R	E	S	S	I	O	N	M	I	M	E
Z	X	C	V	B	B	N	M	L	O	K	Y	T	R	T	O	R	R	B	O	Q
P	I	O	G	T	P	A	X	R	T	M	B	C	S	I	A	Z	N	O	R	Q
T	R	A	D	I	T	I	O	N	A	L	X	V	T	Q	B	N	M	O	V	O
R	O	N	D	U	D	U	Q	W	U	W	X	A	O	O	I	P	U	R	X	B
I	X	Z	P	V	O	I	C	E	U	L	C	N	R	M	L	K	J	H	Q	P
C	P	V	B	A	R	V	S	N	A	I	U	Z	Y	V	Q	P	R	O	P	S
K	L	K	O	Y	A	V	C	V	N	E	V	S	T	R	E	E	E	K	T	A
S	V	F	E	M	Z	E	C	U	E	D	S	P	E	E	C	H	D	R	A	M
T	X	X	R	T	B	X	M	E	H	H	B	R	L	D	R	D	Q	B	A	B
E	X	C	V	Z	Z	M	Z	D	F	F	R	A	L	A	C	B	E	J	E	C
R	Z	X	R	M	O	M	M	O	L	O	T	A	I	K	A	R	O	N	Q	C
S	T	R	K	C	C	O	K	T	A	G	R	A	N	V	S	T	Y	U	I	O
S	O	U	N	D	E	F	F	E	C	T	D	F	G	M	B	R	T	Q	W	V
Q	W	V	C	A	L	L	A	N	D	R	E	S	P	O	N	S	E	V	Z	M
M	O	V	E	M	E	N	T	Y	R	U	O	S	Z	R	E	B	M	N	L	P
P	R	O	B	I	X	Y	M	O	B	N	A	R	R	A	T	I	O	N	E	A
I	M	P	R	O	V	I	S	A	T	I	O	N	S	T	A	H	T	N	S	N
Z	X	T	N	M	Q	O	P	E	C	S	V	U	R	O	B	A	I	K	I	A
C	O	M	Y	Y	S	K	V	U	O	V	M	S	W	Q	B	K	O	J	C	N
T	H	E	A	R	H	Y	S	O	N	R	T	P	V	B	R	R	N	Q	A	S
I	M	A	G	I	N	A	T	I	O	N	A	C	H	O	R	U	S	V	S	E

IROKO Family Edutainment Project

Word Search Answers (1) (Storytelling)

There are 25 words and 3 terms in the table below.

S	O	N	G		R	H	Y	T	H	M				T	H	E	A	T	R	E	
									I	R	O	K	O								
					C	H	A	R	A	C	T	E	R	S							
										G	E	S	T	U	R	E	S				
									N												
D	A	N	C	E				I									M	U	S	I	C
								T			F	A	B	L	E						
					C																
	F	A	C	I	A	L	E	X	P	R	E	S	S	I	O	N	M	I	M	E	
															O						
														S	I						
T	R	A	D	I	T	I	O	N	A	L				T							
R														A	O						
I				V	O	I	C	E			C	R									
C											I			Y			P	R	O	P	S
K										N				T							
S									U				S	P	E	E	C	H			
T								M							L						
E							M								L						
R					O										I						
					C										N						
S	O	U	N	D	E	F	F	E	C	T				G							
			C	A	L	L	A	N	D	R	E	S	P	O	N	S	E				
M	O	V	E	M	E	N	T													M	
												N	A	R	R	A	T	I	O	N	A
I	M	P	R	O	V	I	S	A	T	I	O	N								I	A
																				O	N
																				N	S
I	M	A	G	I	N	A	T	I	O	N			C	H	O	R	U	S			E

© Alex Oma-Pius 2010

IROKO Family Edutainment Project

Word Search Answers (2) (Storytelling)

There are 25 words and 3 terms in the table below.

S	O	N	G	A	R	H	Y	T	H	M	J	C	G	T	H	E	A	T	R	E
N	H	T	E	U	O	X	B	Q	I	R	O	K	O	L	M	N	B	V	D	D
D	X	C	E	V	C	H	A	R	A	C	T	E	R	S	Q	W	V	R	X	V
B	N	G	U	I	K	L	L	Q	V	G	E	S	T	U	R	E	S	X	E	B
Z	E	B	E	X	M	Q	B	B	N	A	B	H	G	F	D	S	A	A	V	E
D	A	N	C	E	X	D	D	I	M	D	T	Y	U	B	Z	M	U	S	I	C
Q	W	E	R	T	D	Y	T	Z	X	C	F	A	B	L	E	M	N	B	V	A
Y	U	I	O	P	A	C	Z	X	X	X	T	Q	T	I	W	P	H	R	V	O
G	F	A	C	I	A	L	E	X	P	R	E	S	S	I	O	N	M	I	M	E
Z	X	C	V	B	B	N	M	L	O	K	Y	T	R	T	O	R	R	B	O	Q
P	I	O	G	T	P	A	X	R	T	M	B	C	S	I	A	Z	N	O	R	Q
T	R	A	D	I	T	I	O	N	A	L	X	V	T	Q	B	N	M	O	V	O
R	O	N	D	U	D	U	Q	W	U	W	X	A	O	O	I	P	U	R	X	B
I	X	Z	P	V	O	I	C	E	U	L	C	N	R	M	L	K	J	H	Q	P
C	P	V	B	A	R	V	S	N	A	I	U	Z	Y	V	Q	P	R	O	P	S
K	L	K	O	Y	A	V	C	V	N	E	V	S	T	R	E	E	E	K	T	A
S	V	F	E	M	Z	E	C	U	E	D	S	P	E	E	C	H	D	R	A	M
T	X	X	R	T	B	X	M	E	H	H	B	R	L	D	R	D	Q	B	A	B
E	X	C	V	Z	Z	M	Z	D	F	F	R	A	L	A	C	B	E	J	E	C
R	Z	X	R	M	O	M	M	O	L	O	T	A	I	K	A	R	O	N	Q	C
S	T	R	K	C	C	O	K	T	A	G	R	A	N	V	S	T	Y	U	I	O
S	O	U	N	D	E	F	F	E	C	T	D	F	G	M	B	R	T	Q	W	V
Q	W	V	C	A	L	L	A	N	D	R	E	S	P	O	N	S	E	V	Z	M
M	O	V	E	M	E	N	T	Y	R	U	O	S	Z	R	E	B	M	N	L	P
P	R	O	B	I	X	Y	M	O	B	N	A	R	R	A	T	I	O	N	E	A
I	M	P	R	O	V	I	S	A	T	I	O	N	S	T	A	H	T	N	S	N
Z	X	T	N	M	Q	O	P	E	C	S	V	U	R	O	B	A	I	K	I	A
C	O	M	Y	Y	S	K	V	U	O	V	M	S	W	Q	B	K	O	J	C	N
T	H	E	A	R	H	Y	S	O	N	R	T	P	V	B	R	R	N	Q	A	S
I	M	A	G	I	N	A	T	I	O	N	A	C	H	O	R	U	S	V	S	E

© Alex Oma-Pius 2010

IROKO Family Edutainment Project

Word Search List (Storytelling)

Facial Expression	Storytelling
Communication	Voice
Speech	Mime
Acting	Song
Gestures	Narration
Characters	Rhythm
Call-and-Response	Chorus
Movement	Imagination
Emotions	Dance
Music	Improvisation
Sound Effect	Props
IROKO	Theatre
Traditional	Fable
Trickster	Ananse

IROKO Family Edutainment Project

Word Search (Tie & Dye)

There are 27 words and 3 terms in the table below.
Can you spot them?

T	I	E	A	N	D	D	Y	E	S	T	V	L	E	X	T	Z	D	Y	E	S
E	E	E	X	Z	S	T	C	Q	T	V	E	E	B	T	F	A	B	R	I	C
X	C	E	R	V	U	M	O	L	O	O	X	A	A	V	S	T	Q	M	P	P
T	Z	F	R	V	M	O	T	Q	U	O	P	V	B	L	A	K	S	S	U	N
I	M	O	O	X	S	U	T	I	X	D	M	E	S	E	V	C	L	O	T	H
L	L	I	N	D	I	G	O	N	B	L	I	S	S	I	Q	Q	W	R	V	C
E	B	V	F	Y	U	O	N	A	Y	O	Y	I	O	T	R	A	E	U	L	B
Z	X	C	O	P	U	T	R	C	E	A	S	D	F	G	H	J	K	L	O	A
S	A	L	T	L	K	J	U	N	L	U	T	T	E	R	Z	X	D	D	T	A
P	O	S	E	E	K	R	A	B	L	A	C	K	A	K	W	A	T	E	R	S
A	E	T	Y	O	P	Q	W	M	O	M	O	S	D	O	Q	W	W	B	V	O
M	H	O	E	E	A	T	C	B	W	S	R	V	V	R	Y	O	Q	C	O	O
B	S	F	O	P	U	Y	T	R	R	E	D	A	S	J	H	K	P	O	Q	S
S	G	G	R	A	S	S	Z	B	R	U	V	R	O	P	G	L	O	V	E	S
Y	O	T	D	R	A	P	A	T	T	E	R	N	S	Z	H	W	Q	B	O	C
O	M	W	T	Y	O	V	Z	M	L	A	G	S	O	Y	O	P	P	Q	C	A
V	V	Z	F	X	B	H	Y	N	F	O	L	D	Z	R	M	F	W	O	P	N
U	O	X	C	T	F	D	F	T	B	Q	H	P	Q	W	C	B	M	U	V	B
P	R	I	M	A	R	Y	C	O	L	O	U	R	S	Z	D	M	O	E	E	K
Q	R	V	Q	Q	U	M	L	T	Y	U	U	O	Q	W	E	R	V	L	P	Q
A	Q	V	W	T	I	A	P	O	I	U	A	P	C	C	N	O	P	W	S	W
R	J	N	X	H	T	R	A	Q	O	P	D	E	R	Y	T	E	S	V	E	F
K	M	P	Q	W	S	P	O	T	Q	E	V	B	M	B	Z	P	A	K	S	K
N	S	V	E	L	T	I	R	O	K	O	A	S	V	F	L	O	W	E	R	S
B	R	L	K	J	H	G	F	U	P	Q	S	T	P	N	P	L	J	G	I	C
K	K	U	O	O	N	D	R	Y	I	N	G	B	E	O	B	R	F	R	S	A
K	C	C	M	R	F	G	D	R	G	N	I	N	O	R	I	M	A	E	T	S
V	M	L	K	N	V	X	O	A	E	O	Q	W	P	Z	E	P	P	Q	O	M
O	O	Z	D	V	O	Q	O	B	S	O	Q	R	O	M	A	S	T	T	X	R
P	Q	R	E	R	S	O	D	A	A	S	H	S	V	E	O	Q	T	W	N	O

© Alex Oma-Pius 2010

IROKO Family Edutainment Project

Word Search Answers (1) (Tie & Dye)

There are 27 words and 3 terms in the table below

T	I	E	A	N	D	D	Y	E				L					D	Y	E	S			
E							C					E			F	A	B	R	I	C			
X							O					A											
T							T					V							S	U	N		
I							T					E				C	L	O	T	H			
L		I	N	D	I	G	O					S											
E							N		Y									E	U	L	B		
									E														
S	A	L	T						L														
						K	R	A	B	L	A	C	K			W	A	T	E	R			
										O													
										W													
										R	E	D											
		G	R	A	S	S										G	L	O	V	E	S		
							P	A	T	T	E	R	N	S									
															Y								
											F	O	L	D		M							
						F										B							
P	R	I	M	A	R	Y	C	O	L	O	U	R	S			O							
						U							O				L						
						I						P								S			
						T						E											
						S																	
							I	R	O	K	O					F	L	O	W	E	R	S	
							D	R	Y	I	N	G											
												G	N	I	N	O	R	I	M	A	E	T	S
							S	O	D	A	A	S	H										

© Alex Oma-Pius 2010

IROKO Family Edutainment Project

Word Search Answers (2)

(Tie & Dye)

There are 27 words and 3 terms in the table below

T	I	E	A	N	D	D	Y	E	S	T	V	L	E	X	T	Z	D	Y	E	S
E	E	E	X	Z	S	T	C	Q	T	V	E	E	B	T	F	A	B	R	I	C
X	C	E	R	V	U	M	O	L	O	O	X	A	A	V	S	T	Q	M	P	P
T	Z	F	R	V	M	O	T	Q	U	O	P	V	B	L	A	K	S	S	U	N
I	M	O	O	X	S	U	T	I	X	D	M	E	S	E	V	C	L	O	T	H
L	L	I	N	D	I	G	O	N	B	L	I	S	S	I	Q	Q	W	R	V	C
E	B	V	F	Y	U	O	N	A	Y	O	Y	I	O	T	R	A	E	U	L	B
Z	X	C	O	P	U	T	R	C	E	A	S	D	F	G	H	J	K	L	O	A
S	A	L	T	L	K	J	U	N	L	U	T	T	E	R	Z	X	D	D	T	A
P	O	S	E	E	K	R	A	B	L	A	C	K	A	K	W	A	T	E	R	S
A	E	T	Y	O	P	Q	W	M	O	M	O	S	D	O	Q	W	W	B	V	O
M	H	O	E	E	A	T	C	B	W	S	R	V	V	R	Y	O	Q	C	O	O
B	S	F	O	P	U	Y	T	R	R	E	D	A	S	J	H	K	P	O	Q	S
S	G	G	R	A	S	S	Z	B	R	U	V	R	O	P	G	L	O	V	E	S
Y	O	T	D	R	A	P	A	T	T	E	R	N	S	Z	H	W	Q	B	O	C
O	M	W	T	Y	O	V	Z	M	L	A	G	S	O	Y	O	P	P	Q	C	A
V	V	Z	F	X	B	H	Y	N	F	O	L	D	Z	R	M	F	W	O	P	N
U	O	X	C	T	F	D	F	T	B	Q	H	P	Q	W	C	B	M	U	V	B
P	R	I	M	A	R	Y	C	O	L	O	U	R	S	Z	D	M	O	E	E	K
Q	R	V	Q	Q	U	M	L	T	Y	U	U	O	Q	W	E	R	V	L	P	Q
A	Q	V	W	T	I	A	P	O	I	U	A	P	C	C	N	O	P	W	S	W
R	J	N	X	H	T	R	A	Q	O	P	D	E	R	Y	T	E	S	V	E	F
K	M	P	Q	W	S	P	O	T	Q	E	V	B	M	B	Z	P	A	K	S	K
N	S	V	E	L	T	I	R	O	K	O	A	S	V	F	L	O	W	E	R	S
B	R	L	K	J	H	G	F	U	P	Q	S	T	P	N	P	L	J	G	I	C
K	K	U	O	O	N	D	R	Y	I	N	G	B	E	O	B	R	F	R	S	A
K	C	C	M	R	F	G	D	R	G	N	I	N	O	R	I	M	A	E	T	S
V	M	L	K	N	V	X	O	A	E	O	Q	W	P	Z	E	P	P	Q	O	M
O	O	Z	D	V	O	Q	O	B	S	O	Q	R	O	M	A	S	T	T	X	R
P	Q	R	E	R	S	O	D	A	A	S	H	S	V	E	O	Q	T	W	N	O

© Alex Oma-Pius 2010

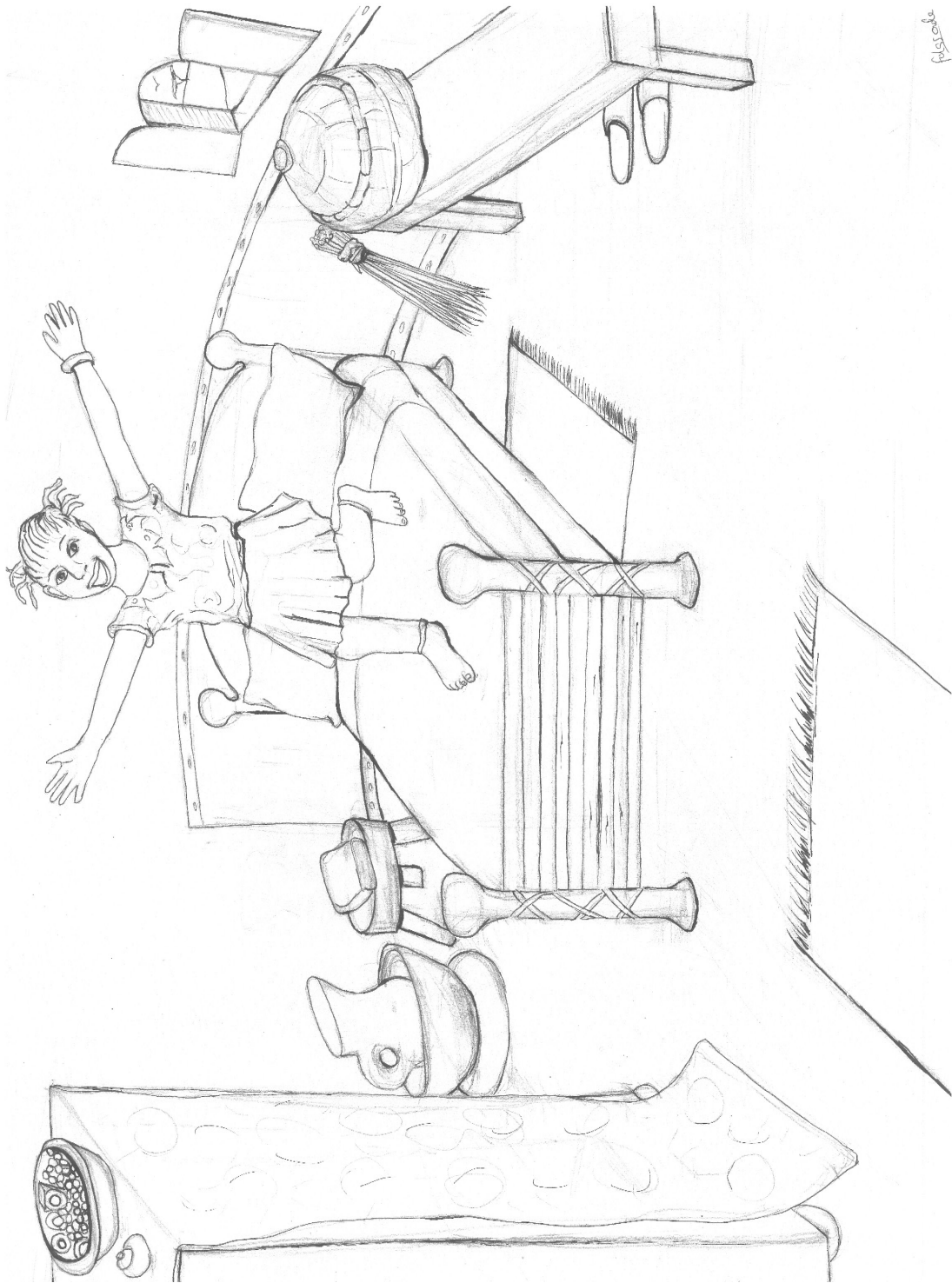
IROKO Family Edutainment Project

Word Search List (Tie and Dye)

African	Textile
Cloth	Fabric
Cotton	Dyes
Indigo	Blue
Red	Yellow
Black	Grass
Bark	Fruits
Leaves	Flowers
Salt	Soda Ash
Patterns	Symbols
Fold	Drying
Primary Colours	Steam ironing
Water	Sun
Rope	Gloves
Tie and Dye	IROKO

IROKO Family Edutainment Project

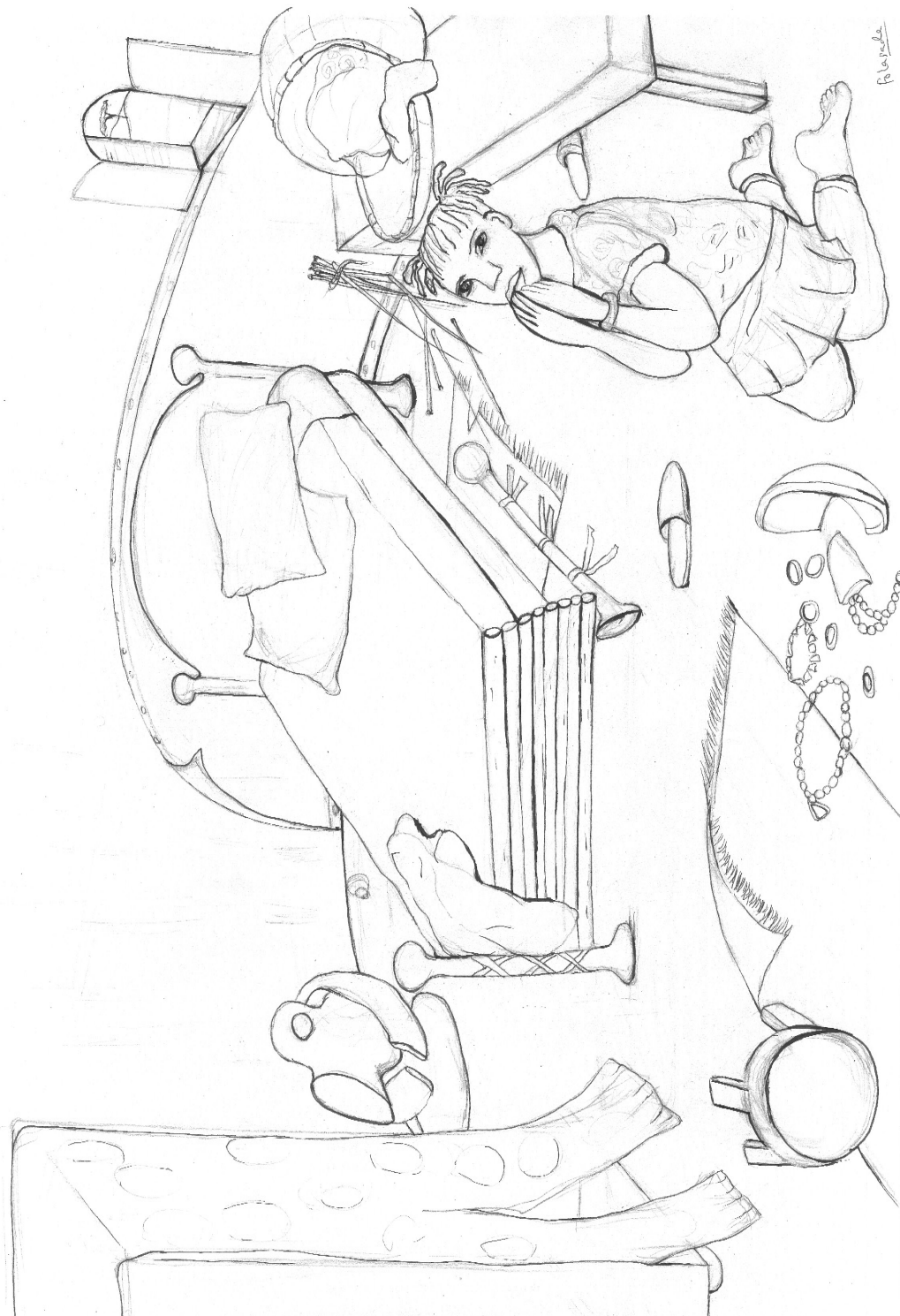
“Fantah & The Seven-Headed Monster”



Colouring Sheet (1)

IROKO Family Edutainment Project

“Fantah & The Seven-Headed Monster”



Colouring Sheet (2)

IROKO Family Edutainment Project

“Fantah & The Seven-Headed Monster”



Colouring Sheet (3)